

# Star-W Project "Calling All Reporters"



**Joanne Churchman  
Special Education Class  
Public School No. 3**

May 28, 2004

**STAR-W GRANT**  
**Calling All Reporters**  
**By: Joanne Churchman**  
**Grade: Special Ed.**

1. Inspiration Activities on Grammar –Spelling Words
  - a. template
  - b. lesson plan
  
2. Inspiration Activities on Grammar – Create Sentences
  - a. template
  - b. sample of student work
  - c. lesson plan
  
3. Inspiration Graphic Organizer on Countries and Continents
  - a. template
  - b. sample of student work
  - c. lesson plan
  
4. Inspiration Graphic Organizer on Bio Information
  - a. template
  - b. lesson plan
  
5. Library Research- went to the Library and explored the biography section
  - a. each student selected a biography to read
  - b. each student selected a biography to read and write three aspects of biographies – early , middle years and career
  - c. students wrote one paragraph about their subject
    1. rubric
    2. check list
  
6. Printshop Template – Students took their research and are formatting their information into the template that will later be used for the newspaper format
  - a. template
  - b. lesson plan
  - c. students will write 2 or 3 article on their topic – early, middle and career
  
7. Graphics- student will scan images of their subject at two or three different stages of their lives- these will be used in the newspaper articles
  - a. use internet to find pictures
  - b. edit and resize using Printshop

May 28, 2004

**STAR-W GRANT**  
**Calling All Reporters**  
**By: Joanne Churchman**  
**Grade: Special Ed.**

**Curriculum Objective:**

The students will create the front page of a newspaper based on a biography they have read. The newspaper will include at least two to three articles based on the book as well as an article on themselves. The newspaper must include pictures and captions for all articles.

**Technology Objective:**

The students will be able to complete a template from Inspiration .

The students will be able to navigate search engines to find, edit and resize pictures.

The students will be able to navigate Microsoft Word and Print Shop to create their newspaper.

**Materials Needed:**

Folders with pockets for each student  
Templates  
Laptops  
Biographical Books  
Inspiration Program  
Print Shop Program  
Microsoft Program  
White Composition Paper  
Rubric  
Checklist

**Description:**

The students will select a biographical book on their current reading level as per their current I.E.P. Students are required to read and take notes as they read. Each student will write one paragraph describing the persons early, then middle and finally career life (as per rubric). Each student must find and insert a picture per paragraph.

**STAR-W GRANT**

May 28, 2004

**Calling All Reporters**  
**By: Joanne Churchman**  
**Grade: Special Ed.**

The student must then write an autobiographical paragraph on themselves along with a picture when applicable.

**Core Curriculum Content and Cross Content Standards:**

3.1, 3.2, 3.3, and 3.4

**Lessons:**

**1. Inspiration Lesson for Grammar/ Spelling Words:**

The students are introduced to a grammar lesson using spelling words in which they need to click and drag the picture of the noun and place it in the noun box. Then the student needs to complete the same activity for the verb box. See attached template. This lesson is to familiarize them to form sentences.

**2. Inspiration Lesson for Grammar/ Create Sentences:**

The students are introduced to a grammar lesson using Sentence Starter (subject – verb - direct object). Each student will find a picture for each part of speech and then type a complete sentence using the picture prompts. See attached template. This is to enforce sentence structure.

**3. Inspiration Graphic Organizer on Countries and Continents:**

The students will familiarize themselves with the program Inspiration by using the template (My Countries and Continents). The students will label each of the seven continents, than name one country on that continent, along with a picture of a landmark. See attached sample of student work.

**4. Inspiration Graphic Organizer on Bio Information:**

Using the template on Bio Information the students will fill in all needed information on their family, personal info., things they like to do, and school info. They will take this information and plug it into their article about themselves. They must use complete sentences, correct punctuation, correct capitalization include a picture of themselves and a caption for the picture.

**STAR-W GRANT**  
**Calling All Reporters**  
**By: Joanne Churchman**  
**Grade: Special Ed.**

**5. Library Research:**

The students went to the Library and explored the biography section. Each student selected a biography to read. The student read the book. The students must then write a paragraph about the three aspects of the biographies (early – middle – career). They must use the rubric and checklist to write these paragraphs.

**6. Printshop Template:**

The students will take their hand written copy of their articles (4) and type their articles into the printshop newspaper template. The students must give a name to their newspaper.

**7. Graphics:**

The students will scan the internet to find pictures of their subject at the different stages of their lives according to the paragraph they have typed. They must edit and resize to fit.

1. Drag the Nouns to the Noun Box
2. Drag the Verbs to the Verb Box.



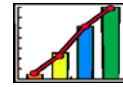
patch



touch



pitch



graph



phone



sandwich



catch



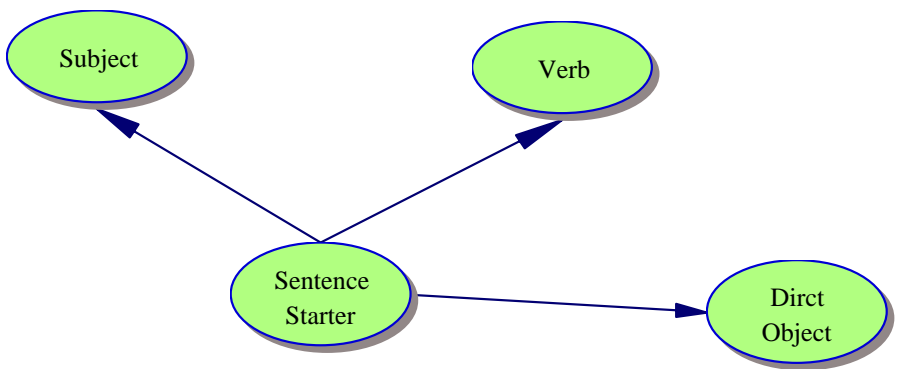
beach

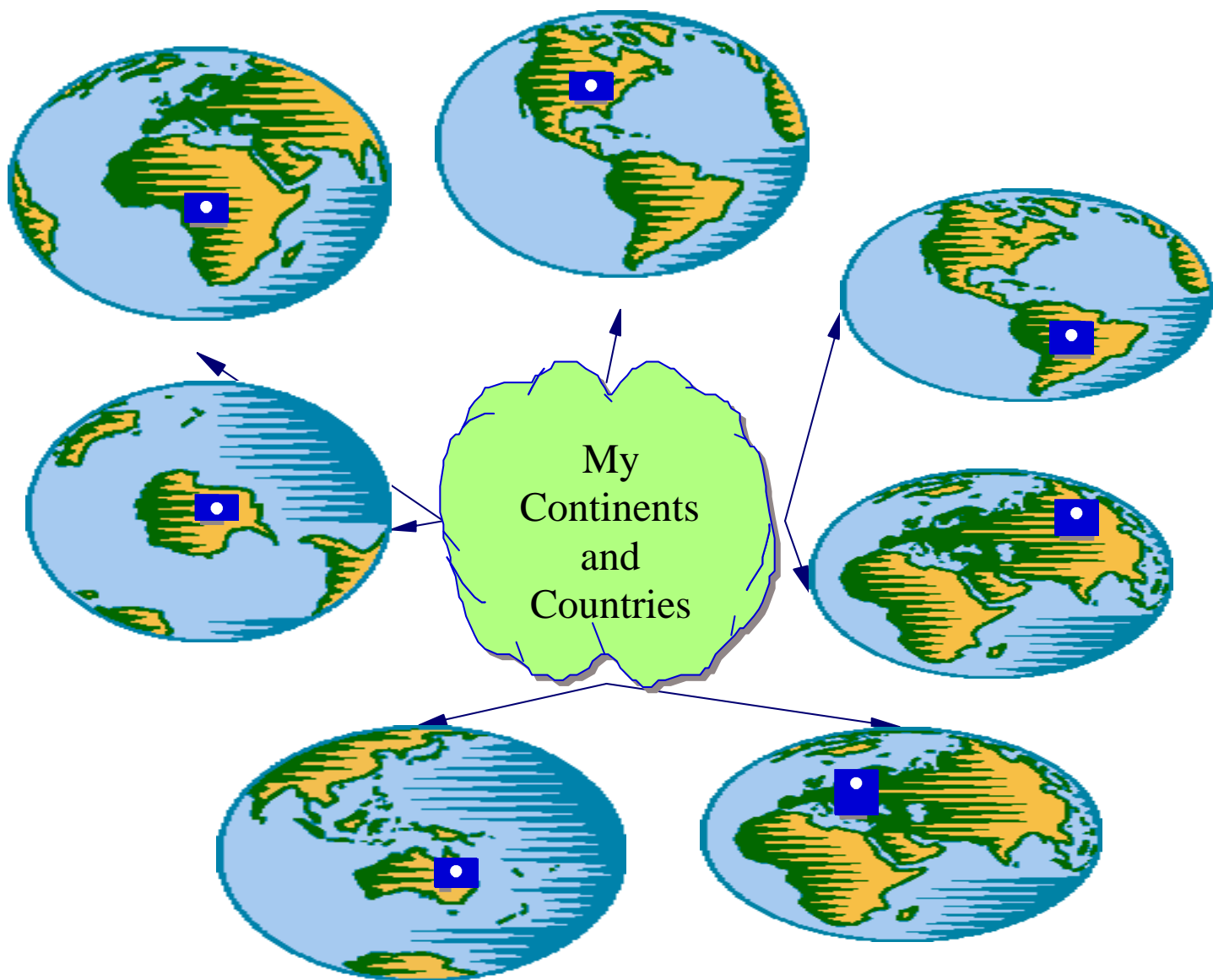
Nouns

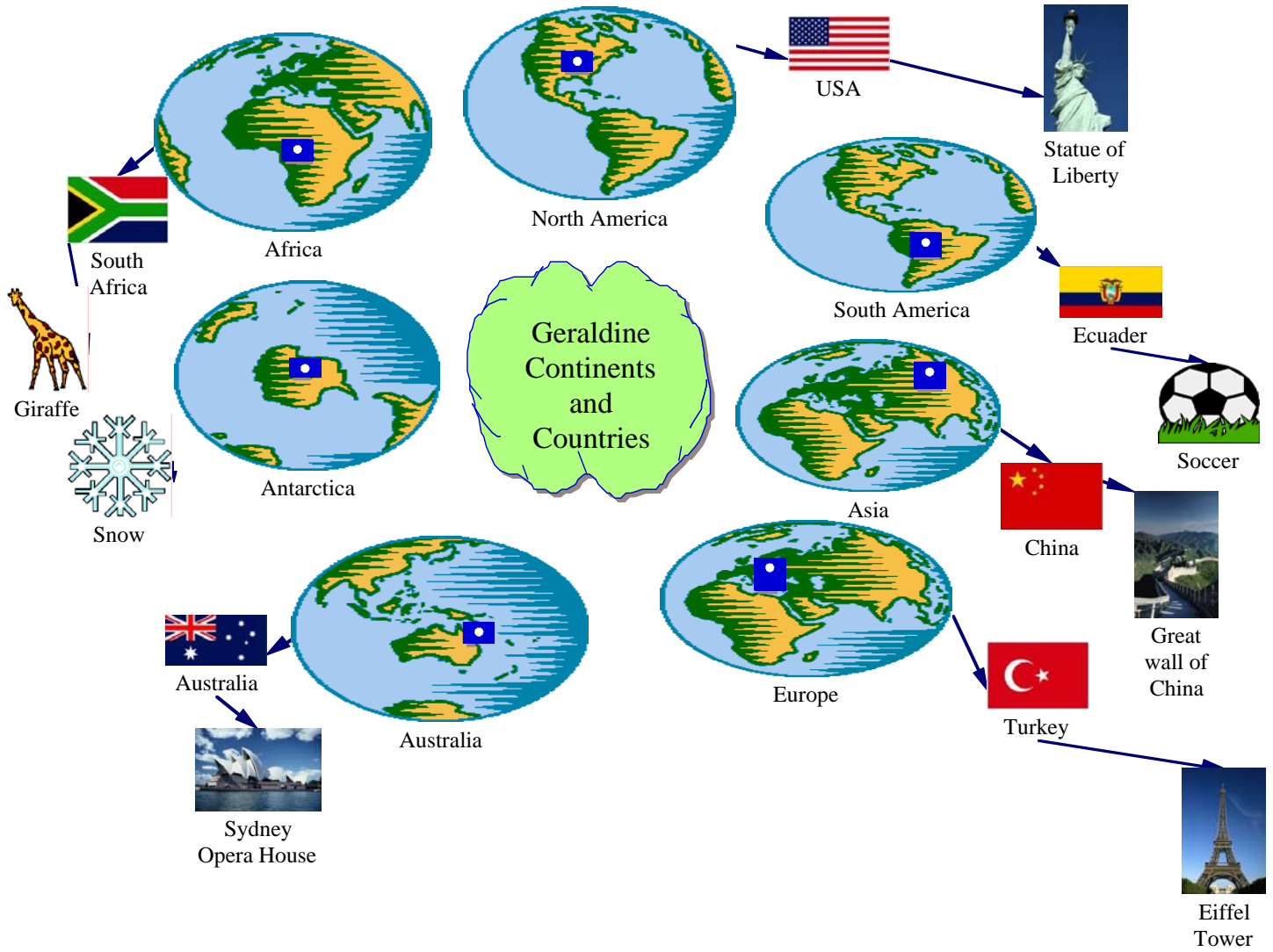
Verbs

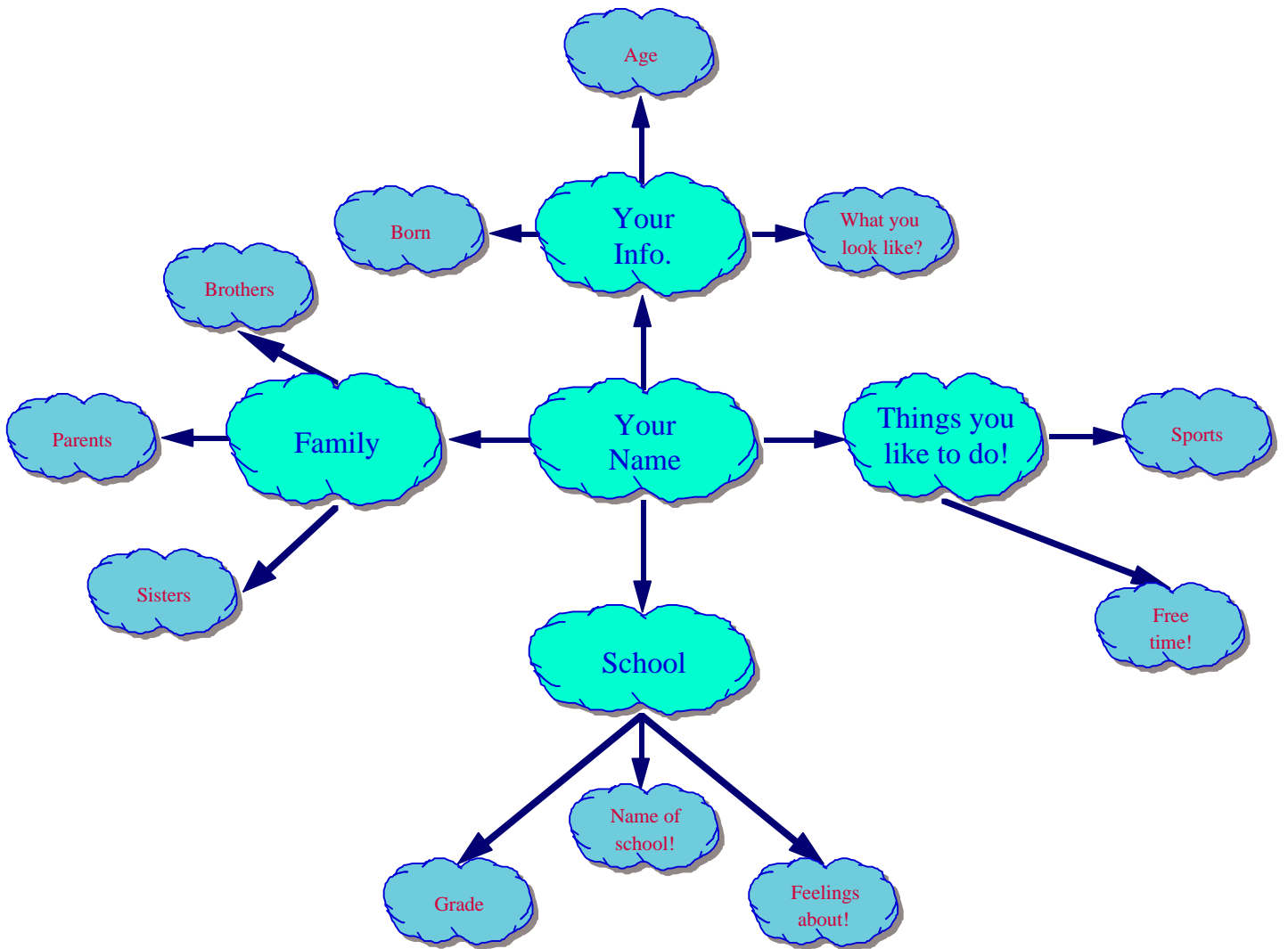
**1** Find a picture for each part of speech to create your sentence.

**2** On a separate paper use your words to create a sentence









# Biography Newspaper Rubric

	1	2	3	4	Score
	Novice	Apprentice	Practitioner	Expert	
<b>Articles</b>	Less than 2 articles, or at least one articles having only 2 sentences, was missing indentation.	Less than 3 articles or at least one article was only 3 sentences.	The students wrote 3 articles related to events in the person's life. Each article had 3 sentences with indentation.	All of practitioner except had 4 or more articles.	__ X 5 = __
<b>Self-article</b>	The writing included at least one incomplete sentence.	Less than a paragraph.	The student wrote one paragraph about his/herself, including indentation.	Practitioner plus a picture of him/herself.	__ X 5 = __
<b>Format</b>	Missing more than one item.	Missing one item.	The student's front page including title for each article, and set-up in columns.	All of practitioner plus title of newspaper.	__ X 5 = __
<b>Pictures</b>	1 picture	2 pictures, missing a caption.	The student had 4 pictures (1 for each article) with captions.	All of practitioner with an extra picture and captions.	__ X 5 = __
<b>Spelling</b>	6 or more spelling errors	5 spelling errors	1 – 4 spelling errors	No spelling errors	__ X 3 = __
<b>Mechanics</b>	*5 or more capitalization errors *8 or more punctuation errors	*3 - 4 capitalization errors *5 -7 punctuation errors	*1 -2 capitalization errors *1 – 4 punctuation errors	No capitalization or punctuation errors	__ X 2 = __

# NEWSPAPER CHECKLIST

1. Title of newspaper
2. Three articles about biography
3. One article about self
4. One picture for each article (4 total)
5. spell check
6. correct capitalization
7. correct punctuation
8. picture captions

**Grades**

A+	100 - 97
A	96 - 93
A-	92 - 90
B+	89 - 87
B	86 - 83
B-	82 - 80
C+	79 - 77
C	76 - 73
C-	72 - 70
D	69 - 65
F	64 - below

# THE BIG JOSHUA STORY 2004

Volume 1 Number 1

May, 2004

A Peoples Publication

May 28, 2004

## THE BIG JOSHUA STORY

next year.  
I think school is fun,  
and cool. My favorite

Derek attended  
uniform at age five, by  
age 12 or 13 The

May 28, 2004